



ASSESSMENT REPORT

2021 PILOT

Evli Plc

Generated 2022-11-21

ABOUT THIS REPORT

The assessment report is designed to provide feedback to signatories and support ongoing learning and development. The high-level assessment methodology can be found [here](#) and question-level assessment criteria can be found after each indicator in the Investor Reporting Framework, [here](#). Note that the 2021 scoring methodology has changed to reflect the new Reporting Framework, and is incomparable with scores from previous PRI years.

Assessment Reports are confidential and only accessible to the reporting signatory on the Data Portal.

A dataset of medians based on all signatories' scores can be referenced [here](#).

PUBLICATION GUIDELINES

In the 2021 Reporting Framework, the PRI introduced accountability measures around the accurate representation of PRI Assessment Reports externally. This came as a result of an increasing level of disclosure of PRI Assessment Results externally. Alongside the higher level of disclosure, came an increasing amount of misrepresentation. As such, the publication guidelines were developed to ensure consistent and accurate representation of PRI reporting outputs. The guidelines state that signatories should not:

- disclose select modules scores in isolation (e.g., disclosing higher-scoring modules without disclosing lower-scoring modules),
- disclose scores that from selected parts of modules only (e.g., disclosing above-average performance in parts of a module without disclosing the median score for the module), and
- present any scores/grades/classification generated internally or by a third party, for a module of the overall Assessment Report, as being from the PRI (e.g., recalculating, or recompiling PRI scores).

Publication of any part of an Assessment Report must be accompanied by access to both the signatory's full:

- Assessment Report
- Transparency Report

Assessment Reports are the intellectual property of PRI. Under no circumstances, can this report or any of its contents be sold to third parties. Consent from the reporting signatory must be provided when sharing with third parties. Signatories should consider and be aware of any local regulations around sharing or promoting ratings from third-party providers.

PRI DISCLAIMER

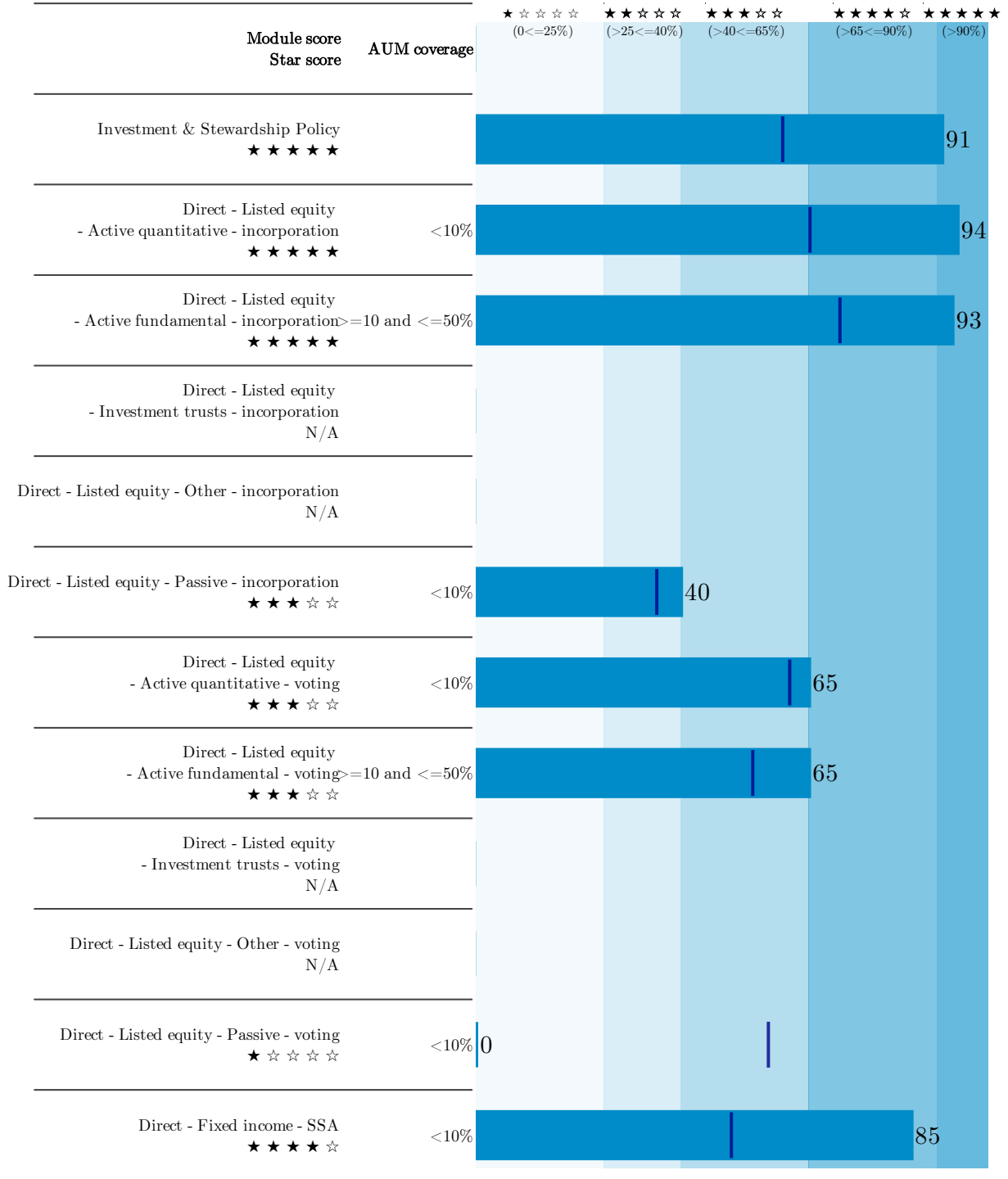
This document presents information reported directly by signatories in the 2021 reporting cycle. This information has not been audited by the PRI or any other party acting on its behalf. While this information is believed to be reliable, no representations or warranties are made as to the accuracy of the information presented. The PRI has taken reasonable action to ensure that data submitted by signatories in the reporting tool is reflected in their official PRI reports accurately. However, it is possible that small data inaccuracies and/or gaps remain, and the PRI shall not be responsible or liable for such inaccuracies and gaps.

Table of Contents

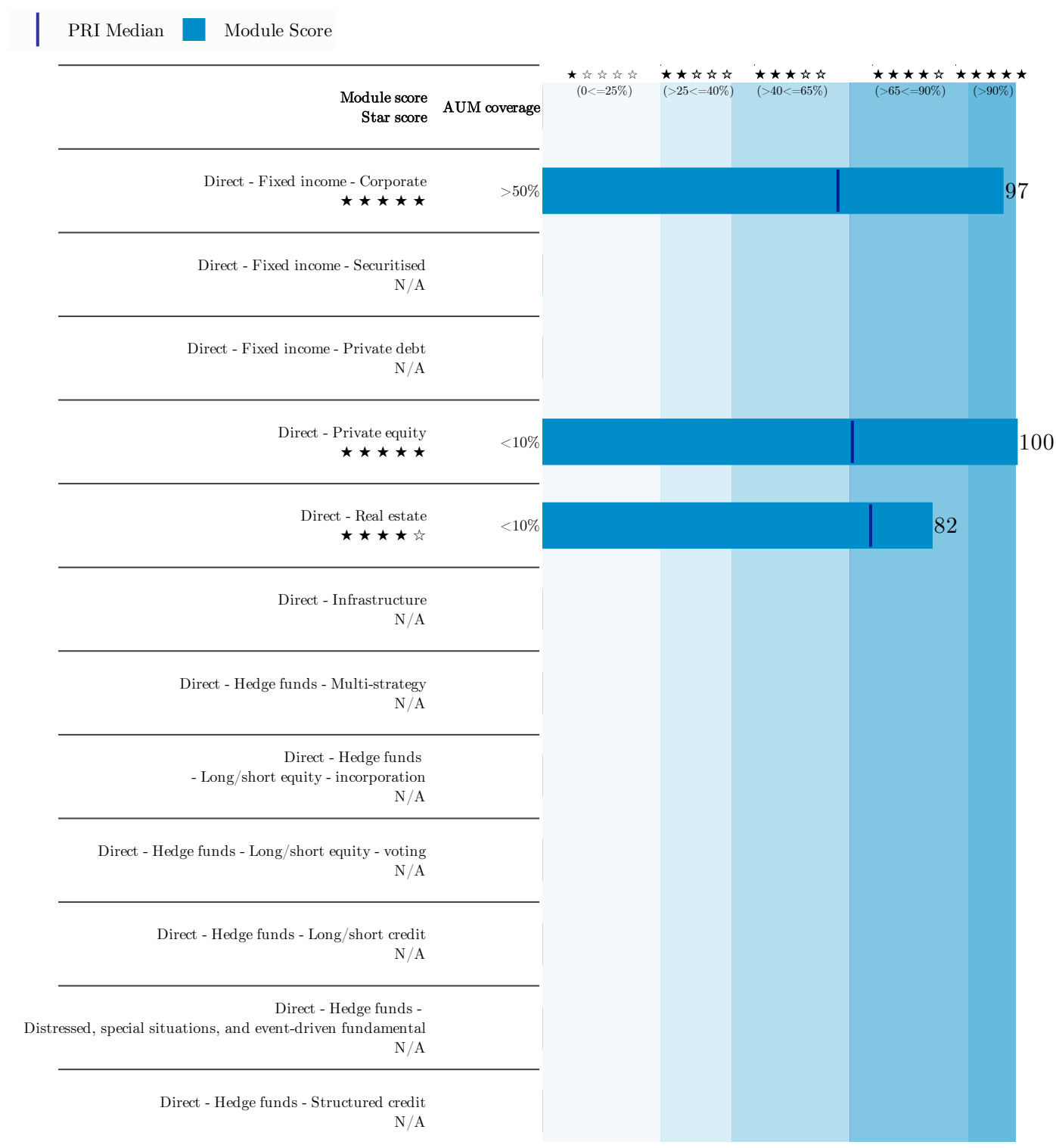
	Content	Page
	Summary Scorecard	4
	Indicator Level Scores For Direct - Fixed income - SSA	7
	Indicator Level Scores For Direct - Fixed income - Corporate	8
	Indicator Level Scores For Investment & Stewardship Policy	10
	Indicator Level Scores For Direct - Listed equity - Passive - incorporation	14
	Indicator Level Scores For Direct - Listed equity - Passive - voting	15
	Indicator Level Scores For Direct - Listed equity - Active quantitative - incorporation	16
	Indicator Level Scores For Direct - Listed equity - Active quantitative - voting	17
	Indicator Level Scores For Direct - Listed equity - Active fundamental - incorporation	18
	Indicator Level Scores For Direct - Listed equity - Active fundamental - voting	19
	Indicator Level Scores For Indirect - Listed equity - Passive	20
	Indicator Level Scores For Indirect - Listed equity - Active	21
	Indicator Level Scores For Indirect - Fixed income - Passive	22
	Indicator Level Scores For Indirect - Fixed income - Active	23
	Indicator Level Scores For Indirect - Private equity	24
	Indicator Level Scores For Indirect - Infrastructure	25
	Indicator Level Scores For Direct - Private equity	26
	Indicator Level Scores For Direct - Real estate	27

Summary Scorecard

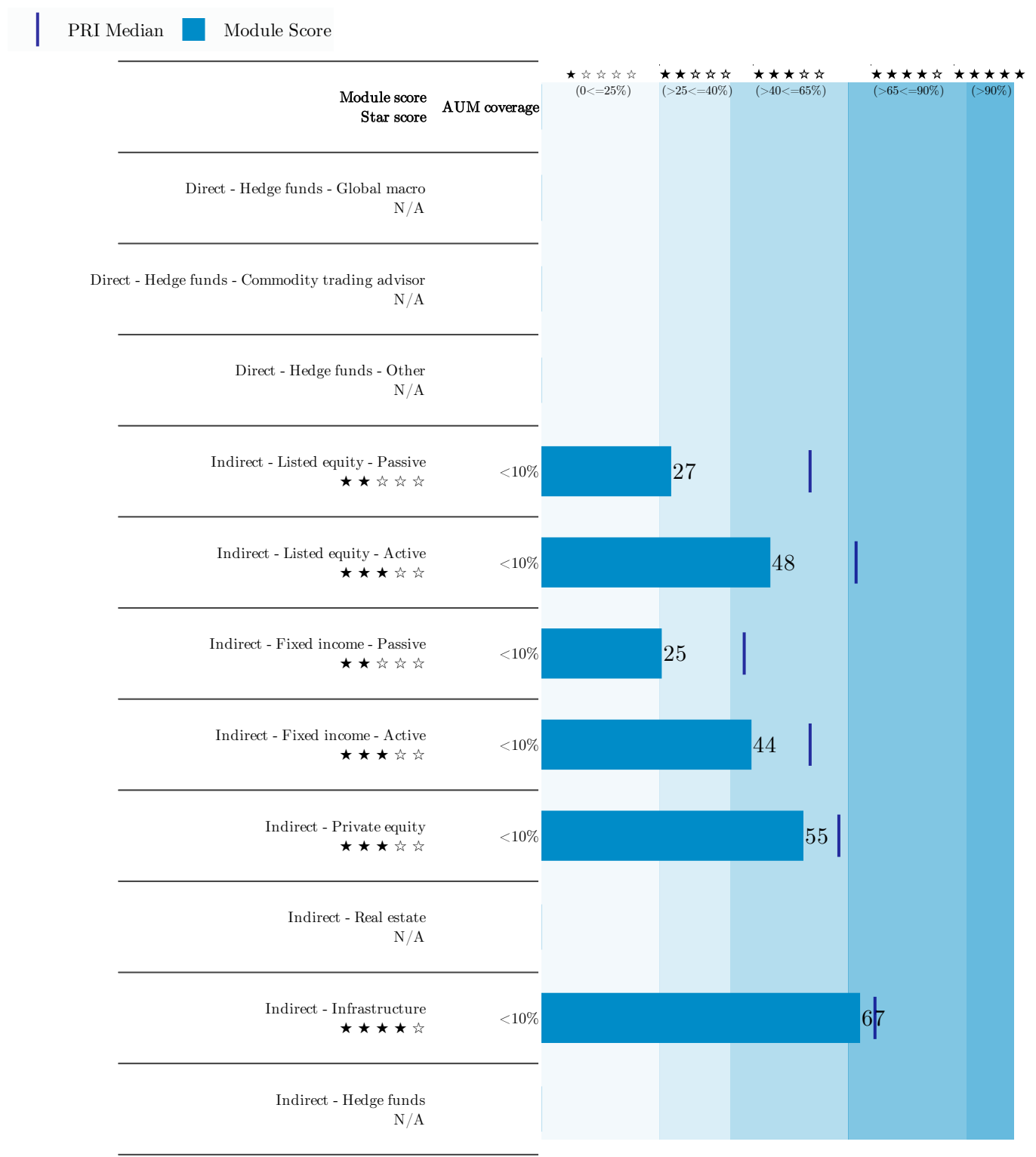
PRI Median █ Module Score



Summary Scorecard (continued)



Summary Scorecard (continued)



Indicator Level Scores For Direct - Fixed income - SSA

Section	Sub-section	Topic	Indicator	Your Score	PRI Median Score	Median Sample Size
Pre-investment phase	Materiality analysis	AUM coverage of ESG materiality assessment process	FI 1	200/200	200/200	806
Pre-investment phase	Materiality analysis	How ESG is incorporated into materiality assessment process	FI 1.1	200/200	100/200	806
Pre-investment phase	ESG risk management	AUM coverage of ESG incorporation in risk management	FI 2.1	138/150	49/150	806
Pre-investment phase	ESG incorporation in asset valuation	AUM coverage of ESG incorporation in investment research	FI 3.1	150/200	57/200	805
Pre-investment phase	ESG incorporation in portfolio construction	Portion of cases where ESG affected portfolio construction	FI 5.1	131/200	97/200	805
Pre-investment phase	ESG incorporation in assessment of issuers	Incorporation of ESG in credit quality analysis	FI 7	200/200	200/200	805
Pre-investment phase	ESG performance	Incorporation of relative ESG performance in investment analysis	FI 8	0/150	48/150	669
Post-investment phase	ESG risk management	Incorporation of ESG in regular reviews	FI 12	112/150	112/150	805
Post-investment phase	ESG risk management	Identification of ESG incidents	FI 13	200/200	100/200	805
Post-investment phase	Time horizons	Time frame for which ESG risks taken into account	FI 14	150/150	96/150	805
Post-investment phase	Long-term ESG trend analysis	Continuous monitoring of long-term ESG trends	FI 15	150/150	96/150	804
Reporting/Disclosure	ESG screens	Communication of the side-effects of fixed income screening to clients or beneficiaries	FI 21	200/200	65/200	654

Indicator Level Scores For Direct - Fixed income - Corporate

Section	Sub-section	Topic	Indicator	Your Score	PRI Median Score	Median Sample Size
Pre-investment phase	Materiality analysis	AUM coverage of ESG materiality assessment process	FI 1	200/200	200/200	932
Pre-investment phase	Materiality analysis	How ESG is incorporated into materiality assessment process	FI 1.1	200/200	150/200	932
Pre-investment phase	ESG risk management	AUM coverage of ESG incorporation in risk management	FI 2.1	150/150	49/150	931
Pre-investment phase	ESG incorporation in asset valuation	AUM coverage of ESG incorporation in investment research	FI 3.1	200/200	82/200	932
Pre-investment phase	ESG incorporation in portfolio construction	Portion of cases where ESG affected portfolio construction	FI 5.1	200/200	131/200	931
Pre-investment phase	ESG incorporation in assessment of issuers	Incorporation of ESG in credit quality analysis	FI 7	200/200	200/200	932
Pre-investment phase	ESG performance	Incorporation of relative ESG performance in investment analysis	FI 8	150/150	48/150	791
Pre-investment phase	ESG risk management	Corporate bonds: coverage of framework for ESG risks at country and sector level	FI 9.1	122/150	75/150	932
Post-investment phase	ESG risk management	Incorporation of ESG in regular reviews	FI 12	112/150	112/150	932
Post-investment phase	ESG risk management	Identification of ESG incidents	FI 13	200/200	150/200	931
Post-investment phase	Time horizons	Time frame for which ESG risks taken into account	FI 14	150/150	150/150	931
Post-investment phase	Long-term ESG trend analysis	Continuous monitoring of long-term ESG trends	FI 15	150/150	96/150	931
Post-investment phase	Thematic bonds	Selection of non-labelled thematic bonds	FI 19	100/100	64/100	297
Post-investment phase	Thematic bonds	Escalation strategies used in the majority of cases when thematic bond proceeds are not allocated as promised	FI 20	120/150	30/150	390

Indicator Level Scores For Direct - Fixed income - Corporate (continued)

Section	Sub-section	Topic	Indicator	Your Score	PRI Median Score	Median Sample Size
Reporting/Disclosure	ESG screens	Communication of the side-effects of fixed income screening to clients or beneficiaries	FI 21	200/200	65/200	784
Engagement	Engaging with issuers/borrowers	Timing of fixed income engagement	FI 22	200/200	128/200	871

Indicator Level Scores For Investment & Stewardship Policy

Section	Sub-section	Topic	Indicator	Your Score	PRI Median Score	Median Sample Size
Responsible investment policy & governance	Responsible investment policy	Signatories responsible investment policy	ISP 1	200/200	200/200	2791
Responsible investment policy & governance	Responsible investment policy	Signatories with elements of responsible investment policy	ISP 1.1	200/200	160/200	2791
Responsible investment policy & governance	Responsible investment policy	Signatories with public responsible policy elements	ISP 2	200/200	200/200	2791
Responsible investment policy & governance	Responsible investment policy	Coverage of responsible policy elements	ISP 3	200/200	200/200	2791
Responsible investment policy & governance	Responsible investment policy	Contents of exclusion policy	ISP 4	100/100	100/100	2048
Responsible investment policy & governance	Responsible investment policy	Coverage of asset specific guidelines on ESG incorporation	ISP 5	150/150	150/150	1462
Responsible investment policy & governance	Governance	Roles with formal oversight and accountability for responsible investment	ISP 6	150/150	150/150	2791
Responsible investment policy & governance	Governance	Roles with implementation responsibilities for responsible investment	ISP 7	100/100	100/100	2791
Responsible investment policy & governance	People and capabilities	Staff objectives for responsible investment practices	ISP 8	150/150	150/150	2791
Responsible investment policy & governance	People and capabilities	Bonuses for responsible investment practices	ISP 8.2	100/100	32/100	2789
Responsible investment policy & governance	People and capabilities	Frequency at which staff training for responsible investment is reassessed	ISP 9	100/100	64/100	2791
Responsible investment policy & governance	Strategic asset allocation	Signatories incorporating ESG factors in strategic asset allocation	ISP 10.1	56/150	56/150	1755
Stewardship	Stewardship policy	Coverage of stewardship policy	ISP 11	200/200	200/200	2223
Stewardship	Stewardship policy	Elements of stewardship policy	ISP 12	150/150	90/150	1987

Indicator Level Scores For Investment & Stewardship Policy (continued)

Section	Sub-section	Topic	Indicator	Your Score	PRI Median Score	Median Sample Size
Stewardship	Stewardship policy implementation	Primary mechanism of stewardship policy	ISP 13	150/150	150/150	1987
Stewardship	Stewardship objectives	Primary objective of stewardship policy	ISP 15	200/200	100/200	2223
Stewardship	Stewardship prioritisation	Criteria for prioritising engagement targets	ISP 16	100/100	100/100	2180
Stewardship	Collaborative stewardship	Positions on collaborative engagement	ISP 18	150/150	75/150	1314
Stewardship	Escalation strategies	Escalation strategies not used in stewardship	ISP 20	150/150	150/150	1721
Stewardship	Engaging policymakers	Signatories who engage with public policy makers	ISP 23	200/200	100/200	1927
Stewardship	Engaging policymakers	Methods used to engage with public policy makers	ISP 23.1	150/200	150/200	1927
Stewardship	Engaging policymakers	Signatories with governance processes to ensure alignment of political activity with stance on responsible investment	ISP 23.2	200/200	200/200	1927
Stewardship	Engaging policymakers – Policies	Signatories with policies to ensure alignment of political activity with stance on responsible investment	ISP 24	200/200	0/200	1927
Stewardship	Engaging policymakers – Policies	Public disclosure of political influence policies	ISP 24.1	150/150	0/150	1927
Stewardship	Engaging policymakers – Transparency	Disclosure of political influence activities	ISP 25	200/200	64/200	1744
Climate change	Public support	Signatories publicly supporting the Paris Agreement	ISP 26	150/150	0/150	2791
Climate change	Public support	Signatories publicly supporting the TCFD	ISP 27	150/150	0/150	2791
Climate change	Governance	Board oversight for climate-related risks and opportunities [TCFD Governance A]	ISP 28	150/200	100/200	2791

Indicator Level Scores For Investment & Stewardship Policy (continued)

Section	Sub-section	Topic	Indicator	Your Score	PRI Median Score	Median Sample Size
Climate change	Governance	Management responsibility for climate-related risks and opportunities [TCFD Governance B]	ISP 29	200/200	100/200	2791
Climate change	Strategy	Time horizon for climate risks and opportunities [TCFD Strategy A]	ISP 30.1	200/200	100/200	2791
Climate change	Strategy	Climate risks and opportunities identified beyond investment horizon [TCFD Strategy A]	ISP 31	200/200	0/200	2791
Climate change	Strategy: Scenario analysis	Use of climate scenario analysis	ISP 33	128/200	0/200	2791
Sustainability outcomes	Set policies on sustainability outcomes	Location of policy on sustainability outcomes	ISP 40	200/200	200/200	1206
Sustainability outcomes	Set policies on sustainability outcomes	Frameworks referred to in sustainability outcomes policies and processes	ISP 41	200/200	200/200	1206
Sustainability outcomes	Identify sustainability outcomes	Tools and frameworks used to identify and map activities onto sustainability outcomes	ISP 44	200/200	64/200	2791
Sustainability outcomes	Identify sustainability outcomes	Levels at which sustainability outcomes are identified and mapped	ISP 44.1	150/150	150/150	2790
Sustainability outcomes	Identify sustainability outcomes	Processes for identifying most salient sustainability outcomes	ISP 45	200/200	200/200	2791
Transparency & Confidence-Building Measures	Information disclosed – ESG assets	Information shared regarding ESG products	ISP 46	150/150	112/150	1592
Transparency & Confidence-Building Measures	Client reporting – ESG assets	Information included in regular client reporting for ESG products	ISP 48	112/150	112/150	1229
Transparency & Confidence-Building Measures	Information disclosed – All assets	Information shared	ISP 49	150/150	150/150	2791
Transparency & Confidence-Building Measures	Client reporting – All assets	ESG information included in regular client reporting	ISP 50	200/200	100/200	2239
Transparency & Confidence-Building Measures	Frequency of client reporting – All assets	Frequency of client reporting of ESG information	ISP 51	88/100	50/100	2058

Indicator Level Scores For Investment & Stewardship Policy (continued)

Section	Sub-section	Topic	Indicator	Your Score	PRI Median Score	Median Sample Size
Transparency & Confidence-Building Measures	Confidence-building measures	Confidence building measures	ISP 52	200/200	128/200	2791
Transparency & Confidence-Building Measures	Confidence-building measures	Third party assurance: coverage	ISP 53	5/150	48/150	357
Transparency & Confidence-Building Measures	Confidence-building measures	Third party assurance: standards	ISP 54	100/100	100/100	357
Transparency & Confidence-Building Measures	Confidence-building measures	Internal review: coverage	ISP 58	88/100	100/100	2392
Transparency & Confidence-Building Measures	Confidence-building measures	ESG labels held	ISP 59	0/200	128/200	500

Indicator Level Scores For Direct - Listed equity - Passive - incorporation

Section	Sub-section	Topic	Indicator	Your Score	PRI Median Score	Median Sample Size
Pre-investment phase	Materiality analysis	AUM coverage of ESG materiality assessment process	LE 1	150/150	48/150	317
Pre-investment phase	Materiality analysis	How ESG is incorporated into materiality assessment process	LE 1.1	80/200	120/200	317
Pre-investment phase	Long-term ESG trend analysis	Continuous monitoring of long-term ESG trends	LE 2	0/150	48/150	317
Pre-investment phase	ESG incorporation	Coverage of valuation and financial modelling incorporating ESG risks	LE 3.1	0/150	0/150	317
Pre-investment phase	Assessing ESG performance	AUM coverage of information used in incorporating ESG in financial modelling	LE 4.1	0/150	0/150	315
Pre-investment phase	ESG incorporation in portfolio construction	Portion of cases where ESG affected portfolio construction	LE 6.1	49/150	30/150	317
Post-investment phase	ESG risk management	Incorporation of ESG in regular reviews	LE 9	150/150	38/150	316
Post-investment phase	ESG risk management	Identification of ESG incidents	LE 10	100/100	25/100	316
Post-investment phase	Passive equity	Percentage of passive listed equity holdings that use an ESG benchmark or index	LE 12	0/150	0/150	317
Reporting/Disclosure	Sharing ESG information with stakeholders	ESG information included in client reporting	LE 14	97/200	40/200	316

Indicator Level Scores For Direct - Listed equity - Passive - voting

Section	Sub-section	Topic	Indicator	Your Score	PRI Median Score	Median Sample Size
Stewardship	Voting policy	Voting policies	LE 15	0/200	200/200	383
Stewardship	Voting policy	Coverage of voting policy	LE 15.1	0/200	200/200	381
Stewardship	Voting policy	Guidance on specific ESG issues in voting policy	LE 16	0/150	150/150	383
Stewardship	Alignment & effectiveness	Consistency between voting policy and advice from external voting advisors	LE 17	0/100	62/100	265
Stewardship	Security lending policy	Securities lending	LE 18	0/200	100/200	253
Stewardship	Security lending policy	Voting and securities lending	LE 18.1	0/150	38/150	253
Stewardship	Security lending policy	Exclusions in securities lending	LE 18.2	0/100	0/100	253
Stewardship	Shareholder resolutions	Stance on shareholder resolutions	LE 19	0/150	150/150	371
Stewardship	Pre-declaration of votes	Pre-declaration of votes	LE 20	0/150	0/150	373
Stewardship	Voting disclosure post AGM/EGM	Disclosure of voting activities	LE 21	0/200	128/200	383
Stewardship	Voting disclosure post AGM/EGM	Time between vote and disclosure of voting activities	LE 21.1	0/150	38/150	383
Stewardship	Voting disclosure post AGM/EGM	Coverage of communication of the rationale for voting abstain/against management recommendations	LE 22.1	0/150	0/150	369
Stewardship	Voting disclosure post AGM/EGM	Coverage of communication of the rationale for voting abstain/against PRI signatory resolutions	LE 23.1	0/100	0/100	293

Indicator Level Scores For Direct - Listed equity - Active quantitative - incorporation

Section	Sub-section	Topic	Indicator	Your Score	PRI Median Score	Median Sample Size
Pre-investment phase	Materiality analysis	AUM coverage of ESG materiality assessment process	LE 1	150/150	150/150	301
Pre-investment phase	Materiality analysis	How ESG is incorporated into materiality assessment process	LE 1.1	200/200	160/200	301
Pre-investment phase	Long-term ESG trend analysis	Continuous monitoring of long-term ESG trends	LE 2	150/150	150/150	300
Pre-investment phase	ESG incorporation	Coverage of valuation and financial modelling incorporating ESG risks	LE 3.1	150/150	73/150	301
Pre-investment phase	Assessing ESG performance	AUM coverage of information used in incorporating ESG in financial modelling	LE 4.1	150/150	106/150	301
Pre-investment phase	ESG incorporation in portfolio construction	Portion of cases where ESG affected portfolio construction	LE 6.1	150/150	98/150	301
Pre-investment phase	ESG risk management	Compliance processes for negative screening	LE 8	200/200	128/200	262
Post-investment phase	ESG risk management	Incorporation of ESG in regular reviews	LE 9	150/150	112/150	300
Post-investment phase	ESG risk management	Identification of ESG incidents	LE 10	100/100	100/100	301
Reporting/Disclosure	Sharing ESG information with stakeholders	Communication of the side-effects of listed equity screening to clients or beneficiaries	LE 13	88/100	65/100	268
Reporting/Disclosure	Sharing ESG information with stakeholders	ESG information included in client reporting	LE 14	114/200	125/200	301

Indicator Level Scores For Direct - Listed equity - Active quantitative - voting

Section	Sub-section	Topic	Indicator	Your Score	PRI Median Score	Median Sample Size
Stewardship	Voting policy	Voting policies	LE 15	200/200	200/200	378
Stewardship	Voting policy	Coverage of voting policy	LE 15.1	50/200	200/200	378
Stewardship	Voting policy	Guidance on specific ESG issues in voting policy	LE 16	150/150	150/150	378
Stewardship	Shareholder resolutions	Stance on shareholder resolutions	LE 19	150/150	150/150	363
Stewardship	Pre-declaration of votes	Pre-declaration of votes	LE 20	48/150	0/150	365
Stewardship	Voting disclosure post AGM/EGM	Disclosure of voting activities	LE 21	200/200	200/200	378
Stewardship	Voting disclosure post AGM/EGM	Time between vote and disclosure of voting activities	LE 21.1	75/150	38/150	378
Stewardship	Voting disclosure post AGM/EGM	Coverage of communication of the rationale for voting abstain/against management recommendations	LE 22.1	0/150	48/150	355

Indicator Level Scores For Direct - Listed equity - Active fundamental - incorporation

Section	Sub-section	Topic	Indicator	Your Score	PRI Median Score	Median Sample Size
Pre-investment phase	Materiality analysis	AUM coverage of ESG materiality assessment process	LE 1	150/150	150/150	1085
Pre-investment phase	Materiality analysis	How ESG is incorporated into materiality assessment process	LE 1.1	200/200	160/200	1084
Pre-investment phase	Long-term ESG trend analysis	Continuous monitoring of long-term ESG trends	LE 2	96/150	150/150	1083
Pre-investment phase	ESG incorporation	Coverage of valuation and financial modelling incorporating ESG risks	LE 3.1	150/150	98/150	1084
Pre-investment phase	Assessing ESG performance	AUM coverage of information used in incorporating ESG in financial modelling	LE 4.1	150/150	112/150	1084
Pre-investment phase	ESG incorporation in portfolio construction	Portion of cases where ESG affected portfolio construction	LE 6.1	131/150	112/150	1085
Pre-investment phase	ESG risk management	Compliance processes for negative screening	LE 8	200/200	64/200	821
Post-investment phase	ESG risk management	Incorporation of ESG in regular reviews	LE 9	150/150	112/150	1082
Post-investment phase	ESG risk management	Identification of ESG incidents	LE 10	100/100	100/100	1084
Reporting/Disclosure	Sharing ESG information with stakeholders	Communication of the side-effects of listed equity screening to clients or beneficiaries	LE 13	88/100	65/100	846
Reporting/Disclosure	Sharing ESG information with stakeholders	ESG information included in client reporting	LE 14	158/200	131/200	1083

Indicator Level Scores For Direct - Listed equity - Active fundamental - voting

Section	Sub-section	Topic	Indicator	Your Score	PRI Median Score	Median Sample Size
Stewardship	Voting policy	Voting policies	LE 15	200/200	200/200	1144
Stewardship	Voting policy	Coverage of voting policy	LE 15.1	50/200	200/200	1144
Stewardship	Voting policy	Guidance on specific ESG issues in voting policy	LE 16	150/150	112/150	1144
Stewardship	Shareholder resolutions	Stance on shareholder resolutions	LE 19	150/150	150/150	1098
Stewardship	Pre-declaration of votes	Pre-declaration of votes	LE 20	48/150	0/150	1115
Stewardship	Voting disclosure post AGM/EGM	Disclosure of voting activities	LE 21	200/200	64/200	1144
Stewardship	Voting disclosure post AGM/EGM	Time between vote and disclosure of voting activities	LE 21.1	75/150	38/150	1144
Stewardship	Voting disclosure post AGM/EGM	Coverage of communication of the rationale for voting abstain/against management recommendations	LE 22.1	0/150	0/150	1059

Indicator Level Scores For Indirect - Listed equity - Passive

Section	Sub-section	Topic	Indicator	Your Score	PRI Median Score	Median Sample Size
Selection	Responsible investment policy	Compliance with responsible investment policy - coverage	SAM 2.1	150/150	123/150	465
Selection	Research and screening	Manager selection criteria: conduct and capabilities	SAM 3	150/150	150/150	465
Selection	Investment practices	Manager selection criteria: investment practices	SAM 4	63/200	133/200	465
Selection	Stewardship	Manager selection criteria: stewardship policy	SAM 6	0/200	33/200	382
Selection	Stewardship	Manager selection criteria: stewardship practices	SAM 7	0/200	61/200	382
Selection	Stewardship	Manager selection criteria: voting	SAM 8	0/150	0/150	313
Selection	Documentation and track record	Review of information in manager selection	SAM 11	89/200	138/200	466
Monitoring	Investment practices	Manager monitoring: investment practices	SAM 14	5/150	91/150	477
Monitoring	Stewardship	Manager monitoring: stewardship	SAM 17	0/150	38/150	394
Monitoring	Stewardship	Manager monitoring: voting	SAM 18	0/150	0/150	322
Monitoring	Review	Manager monitoring: reporting	SAM 20	66/100	100/100	477
Monitoring	Engagement and escalation	Manager monitoring: formal grievance processes	SAM 22	0/150	60/150	477

Indicator Level Scores For Indirect - Listed equity - Active

Section	Sub-section	Topic	Indicator	Your Score	PRI Median Score	Median Sample Size
Selection	Responsible investment policy	Compliance with responsible investment policy - coverage	SAM 2.1	150/150	150/150	634
Selection	Research and screening	Manager selection criteria: conduct and capabilities	SAM 3	150/150	150/150	634
Selection	Investment practices	Manager selection criteria: investment practices	SAM 4	126/200	153/200	634
Selection	Stewardship	Manager selection criteria: stewardship policy	SAM 6	17/200	125/200	501
Selection	Stewardship	Manager selection criteria: stewardship practices	SAM 7	0/200	143/200	501
Selection	Documentation and track record	Review of information in manager selection	SAM 11	89/200	146/200	634
Monitoring	Investment practices	Manager monitoring: investment practices	SAM 14	99/150	107/150	654
Monitoring	Stewardship	Manager monitoring: stewardship	SAM 17	2/150	94/150	521
Monitoring	Review	Manager monitoring: reporting	SAM 20	66/100	100/100	654
Monitoring	Engagement and escalation	Manager monitoring: formal grievance processes	SAM 22	90/150	90/150	652

Indicator Level Scores For Indirect - Fixed income - Passive

Section	Sub-section	Topic	Indicator	Your Score	PRI Median Score	Median Sample Size
Selection	Responsible investment policy	Compliance with responsible investment policy - coverage	SAM 2.1	150/150	112/150	317
Selection	Research and screening	Manager selection criteria: conduct and capabilities	SAM 3	150/150	135/150	317
Selection	Investment practices	Manager selection criteria: investment practices	SAM 4	63/200	102/200	317
Selection	Stewardship	Manager selection criteria: stewardship policy	SAM 6	0/200	0/200	286
Selection	Stewardship	Manager selection criteria: stewardship practices	SAM 7	0/200	0/200	286
Selection	Stewardship	Manager selection criteria: fixed income stewardship	SAM 9	0/150	0/150	286
Selection	Documentation and track record	Review of information in manager selection	SAM 11	89/200	131/200	317
Monitoring	Investment practices	Manager monitoring: investment practices	SAM 14	5/150	64/150	327
Monitoring	Stewardship	Manager monitoring: stewardship	SAM 17	0/150	0/150	276
Monitoring	Review	Manager monitoring: reporting	SAM 20	0/100	82/100	327
Monitoring	Engagement and escalation	Manager monitoring: formal grievance processes	SAM 22	0/150	60/150	327

Indicator Level Scores For Indirect - Fixed income - Active

Section	Sub-section	Topic	Indicator	Your Score	PRI Median Score	Median Sample Size
Selection	Responsible investment policy	Compliance with responsible investment policy - coverage	SAM 2.1	150/150	150/150	597
Selection	Research and screening	Manager selection criteria: conduct and capabilities	SAM 3	150/150	150/150	597
Selection	Investment practices	Manager selection criteria: investment practices	SAM 4	126/200	150/200	597
Selection	Stewardship	Manager selection criteria: stewardship policy	SAM 6	17/200	33/200	535
Selection	Stewardship	Manager selection criteria: stewardship practices	SAM 7	0/200	68/200	535
Selection	Stewardship	Manager selection criteria: fixed income stewardship	SAM 9	0/150	0/150	535
Selection	Documentation and track record	Review of information in manager selection	SAM 11	89/200	138/200	597
Monitoring	Investment practices	Manager monitoring: investment practices	SAM 14	99/150	102/150	620
Monitoring	Stewardship	Manager monitoring: stewardship	SAM 17	0/150	42/150	552
Monitoring	Review	Manager monitoring: reporting	SAM 20	66/100	100/100	620
Monitoring	Engagement and escalation	Manager monitoring: formal grievance processes	SAM 22	90/150	60/150	617

Indicator Level Scores For Indirect - Private equity

Section	Sub-section	Topic	Indicator	Your Score	PRI Median Score	Median Sample Size
Selection	Responsible investment policy	Compliance with responsible investment policy - coverage	SAM 2.1	150/150	123/150	369
Selection	Research and screening	Manager selection criteria: conduct and capabilities	SAM 3	112/150	150/150	369
Selection	Investment practices	Manager selection criteria: investment practices	SAM 4	150/200	153/200	369
Selection	Stewardship	Manager selection criteria: stewardship policy	SAM 6	65/200	33/200	302
Selection	Stewardship	Manager selection criteria: stewardship practices	SAM 7	61/200	75/200	302
Selection	Documentation and track record	Review of information in manager selection	SAM 11	89/200	147/200	369
Monitoring	Investment practices	Manager monitoring: investment practices	SAM 14	85/150	102/150	377
Monitoring	Stewardship	Manager monitoring: stewardship	SAM 17	38/150	38/150	313
Monitoring	Review	Manager monitoring: reporting	SAM 20	100/100	82/100	377
Monitoring	Engagement and escalation	Manager monitoring: formal grievance processes	SAM 22	60/150	60/150	377

Indicator Level Scores For Indirect - Infrastructure

Section	Sub-section	Topic	Indicator	Your Score	PRI Median Score	Median Sample Size
Selection	Responsible investment policy	Compliance with responsible investment policy - coverage	SAM 2.1	150/150	150/150	177
Selection	Research and screening	Manager selection criteria: conduct and capabilities	SAM 3	150/150	150/150	178
Selection	Investment practices	Manager selection criteria: investment practices	SAM 4	200/200	181/200	178
Selection	Stewardship	Manager selection criteria: stewardship policy	SAM 6	99/200	106/200	154
Selection	Stewardship	Manager selection criteria: stewardship practices	SAM 7	89/200	116/200	154
Selection	Documentation and track record	Review of information in manager selection	SAM 11	89/200	147/200	178
Monitoring	Investment practices	Manager monitoring: investment practices	SAM 14	112/150	112/150	182
Monitoring	Stewardship	Manager monitoring: stewardship	SAM 17	52/150	77/150	158
Monitoring	Review	Manager monitoring: reporting	SAM 20	100/100	100/100	182
Monitoring	Engagement and escalation	Manager monitoring: formal grievance processes	SAM 22	60/150	90/150	180

Indicator Level Scores For Direct - Private equity

Section	Sub-section	Topic	Indicator	Your Score	PRI Median Score	Median Sample Size
Policy	Investment guidelines	Private equity specific elements of responsible investment policy	PE 1	200/200	128/200	664
Fundraising	Commitments to investors	Formal responsible investment commitments made	PE 2	150/150	96/150	571
Pre-investment phase	Materiality analysis	Level at which materiality is assessed	PE 3	200/200	200/200	664
Pre-investment phase	Materiality analysis	Tools used in materiality analysis	PE 3.1	150/150	96/150	664
Pre-investment phase	Due diligence	Effect of ESG on selection of private equity investments	PE 4	200/200	103/200	664
Pre-investment phase	Due diligence	Processes used to conduct ESG due diligence	PE 5	200/200	190/200	664
Post-investment phase	Monitoring	Tracking of core ESG KPIs	PE 6	100/100	100/100	664
Post-investment phase	Monitoring	Reasoning for ESG targets	PE 7	200/200	64/200	664
Post-investment phase	Monitoring	Processes that support investees in meeting ESG targets	PE 8	150/150	104/150	664
Post-investment phase	Monitoring	Management of post-investment ESG risks and opportunities	PE 10	200/200	132/200	664
Post-investment phase	Monitoring	Processes for ensuring investee-level ESG competence	PE 12	200/200	172/200	664
Post-investment phase	Exit	Responsible investment information shared with buyers at exit	PE 13	100/100	75/100	664
Reporting/Disclosure	ESG portfolio information	Methods for reporting core ESG metrics and targets	PE 14	150/150	48/150	664

Indicator Level Scores For Direct - Real estate

Section	Sub-section	Topic	Indicator	Your Score	PRI Median Score	Median Sample Size
Policy	Investment guidelines	Real estate specific elements of responsible investment policy	RE 1	200/200	200/200	422
Fundraising	Commitments to investors	Formal responsible investment commitments made	RE 2	150/150	48/150	309
Pre-investment phase	Materiality analysis	Level at which materiality is assessed	RE 3	200/200	200/200	422
Pre-investment phase	Materiality analysis	Tools used in materiality analysis	RE 3.1	96/150	48/150	422
Pre-investment phase	Due diligence	Effect of ESG on selection of real estate investments	RE 4	175/200	163/200	422
Pre-investment phase	Due diligence	Processes used to conduct ESG due diligence	RE 5	190/200	190/200	422
Construction and development	Construction requirements	Sustainability requirements in developments and major renovations	RE 9	200/200	200/200	350
Construction and development	Minimum building requirements	Minimum building requirements for developments and major recommendations	RE 10	175/200	158/200	350
Post-investment phase	Monitoring	Operational ESG data collected	RE 11	200/200	142/200	422
Post-investment phase	Monitoring	Target setting for core ESG KPIs	RE 12	200/200	200/200	422
Post-investment phase	Monitoring	Processes that support investees in meeting ESG targets	RE 13	43/150	112/150	422
Post-investment phase	Monitoring	Management of post-investment ESG risks and opportunities	RE 14	125/200	142/200	422
Post-investment phase	Monitoring	Percentage of real estate assets with external certification	RE 16	32/100	32/100	422
Post-investment phase	Stewardship	Engagement with tenants	RE 17	131/150	94/150	422
Post-investment phase	Exit	Responsible investment information shared with buyers at exit	RE 18	100/100	65/100	422
Reporting/Disclosure	ESG portfolio information	Methods for reporting core ESG metrics and targets	RE 19	48/150	48/150	422